

## Urbanization

### مفهوم التحضر وقياسه :

(1) ( )  
( )  
( ) *Davis* . ( )  
(1) . ( )

---

<sup>1</sup> United nation, Multilingual Demographic Dictionary, English Section, Population Studies, No 29, 1958, P.18.

(2)

(3)

-1

-2

( )

-3

5000

( )

1947

20000

---

<sup>1</sup> King Davis, The Urbanization Of The Human Population, in The City in Newly Developing countries" , G Breeze(ed). (Prentice- hall, N.J, 1969)P.7.

<sup>2</sup> Ibrahim, Saad E.M. Over- Vrbanization and Under- Urbarism, The case of The Arab World "

International J. of middle East (Camridge Uni. Press. Jan 1975) P29.

<sup>3</sup> United nations, Demographic Year Book, N.Y. 1955, P.16.

## نسبة الحضر من السكان :

(1)	)	1965	1947	%5	
		1977	1965	%20	
			1968		
	%70.4		1987	1977	%5
		%68.4	1997	%2	
.					
%36.9			( (2)	)	
	, %6.6		1970	%43.5	1960
	, %3.5		1981	%47	
	. %2.8		1994	%49.8	
%12.9					
	,		%24.4		

(1)

1997 - 1947

%	
34.0	1947
39.0	1957
44.0	1965
63.7	1977
70.2	1987
68.4	1997

.

:

(2)

1994 - 1960

%	
36.9	1960
43.5	1970
47.0	1981
49.8	1994

.

:

(3)

: (1 ) 1977 , 1997 1977

: %50

-1

: %75-50

-2

: %75

-3

(3)

1997 1977

1997			1977			
%			%			
74.6	402970	300616	42.9	250575	107404	
77.4	1095992	848298	53.2	541456	288064	
71.5	1362739	974358	47.2	690557	325602	
62.0	2042852	1264719	54.2	1105671	598812	
70.5	753171	530926	70.1	495425	347437	
45.0	904432	407074	43.4	363319	157787	
52.7	1023736	539287	54.8	466059	255654	
89.4	5423964	4851348	91.5	3189700	1505475	
42.8	1135223	478903	41.2	587754	242054	
43.2	783614	416678	44.2	415140	183672	
47.9	1181751	565656	48.7	592016	288182	
66.0	594235	392370	63.0	269822	170210	
70.0	775042	541918	67.8	389680	264033	
52.4	751331	397768	46.2	423006	195619	
44.8	436825	195869	40.7	215637	87814	
59.1	1184796	700294	39.7	622979	247403	
66.1	637126	421153	44.5	372575	165782	
79.8	1556445	1241813	79.4	1008626	800453	
68.4	22046244	15069048	64.7	12000497	7646054	

.1977

(1)



(3)

(2 ) 1997

-

:

: %50

-1

.1997

(2)



(3)

: % 75 - 50

-2

1997

, 1987



.  
: % 75

-3

,  
. 1975

(4)

1997 - 1970

1994	1970	
------	------	--

%			%			
32.5	1022940	332127	20.5	468506	95885	
28.3	711375	200982	30.4	292780	89058	
40.7	553395	225363	16.1	243736	39286	
61.2	2975063	182047 7	53.5	131687 2	708505	
25.6	905483	231880	22.1	383695	84964	
49.0	746533	365665	38.3	389552	149034	
26.1	587514	153173	18.3	302056	55206	
33.0	1097769	368269	34.0	514748	174759	
54.6	1217445	665198	46.4	546176	253615	
100.0	1394322	139432 2	100. 0	836668	836668	
49.1	1647440	809401	29.3	621266	182292	
28.5	268337	76607	27.7	139605	38706	
37.7	606620	226061	14.3	232841	33193	
0.0	48774	-	0.0	16490	-	
49.8	1378231 5	686452 5	43.5	630468 5	274117 1	

. :

(3) (4)  
1970 , 1994 1970

:

: %50

-1

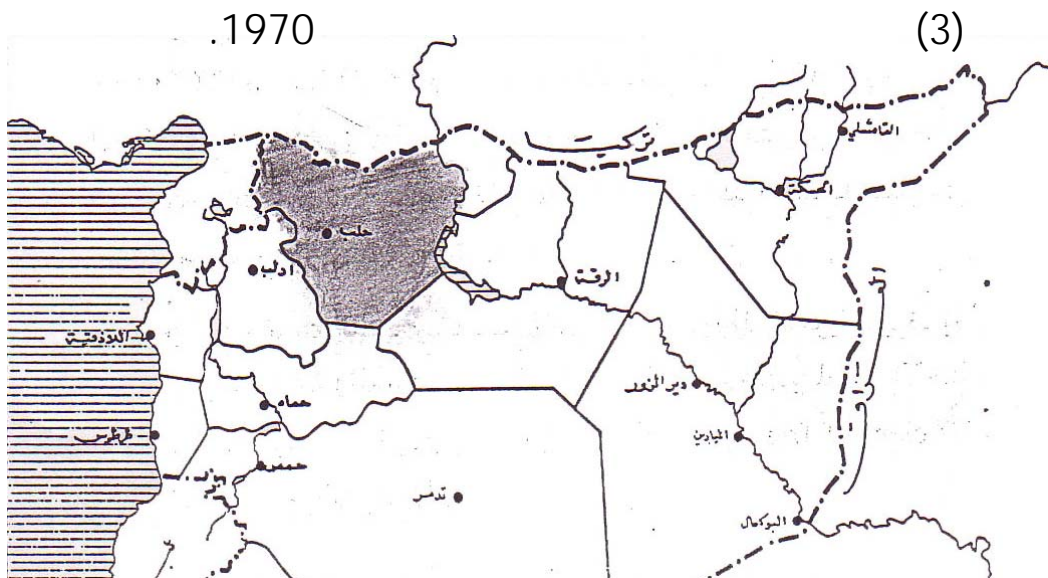
: %25 -

: %25 %50 -


.%43.5

%75 - 50 -2

%75 -3



0 50 100



(4)

:

1994

:

(4)

(4)

: : %50

-1

%25

%97

%75 - 50

-2

%75

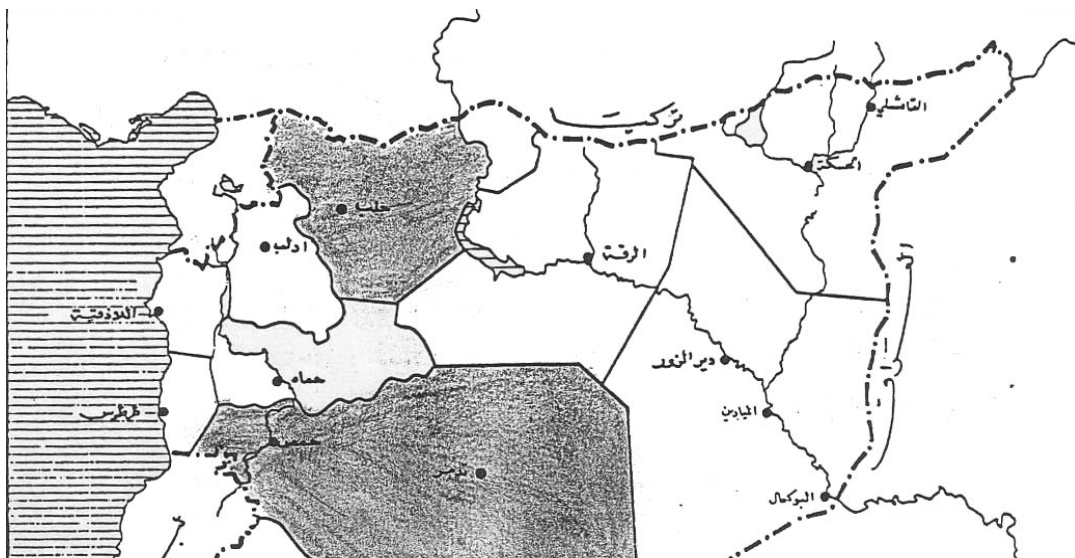
-3

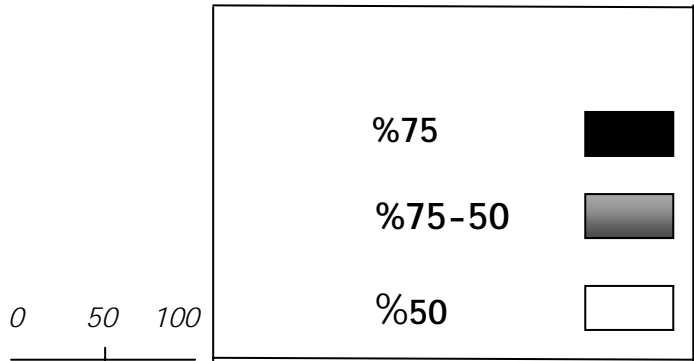
(18 13)  
%28

%79  
%50  
.( 14 3)

.1994

(4)





(4)

:

:

-

.

,

-

.

-

( )

-

## حصة كل محافظة من حضر القطر :

( 5 ) :

-1  
1997 1977 %32.2 %38.2

-2  
1997 1977 48.8 %56.5

-3  
1997 1977 .%6.0 – 0.1

-4

(5)

1997 1977

%	%		
	1997	1977	
%	1997	1977	

1.5	2.0	0.5	
1.8	5.6	3.8	
2.1	6.5	4.4	
0.6	8.4	7.8	
1.0-	3.5	4.5	
0.6	2.7	2.1	
0.3	3.6	3.3	
6.0-	32.2	38.2	
0	3.2	3.2	
0.4	2.8	2.4	
0.4	3.8	3.4	
0.4	2.6	2.2	
0.1	3.6	3.5	
0	2.6	2.6	
0.1-	1.3	1.4	
1.4	4.6	3.2	
0.4	2.8	2.2	
2.3-	8.2	10.5	
	100.0	100.0	

(3)

:

-5

.%2.1 – 0.3



(6 )

: 1994 1970

%30.5

-1

%20.3

%26.5

1970

%25.8

-2

1994

-3

.1994

%46.9

1970

%56.3

%72.3

. 1994

%68.4

1970

-4

%10.2 - 0.1

-5

-6

%5.1 - 0.3

(6)

1994 1970

%	%		
	1994	1970	
1.3	4.8	3.5	
0.3-	2.9	3.2	
1.9	3.3	1.4	
0.7	26.5	25.8	
0.3	3.4	3.1	
0.1-	5.3	5.4	
1.2	2.2	2.0	
1.0-	5.4	6.4	
0.4	9.7	9.3	
10.2-	20.3	3.5	
5.1	11.8	6.7	
0.3-	1.1	1.4	
2.1	3.3	1.2	
0	0	0	
	%100.0	%100.0	

(4)

: